

PRO HARVEST SEEDS®



FORAGE GUIDE





866.807.7015 | proharvestseeds.com

ProHarvest Seeds provides top quality options.

At ProHarvest Seeds we pride ourselves on being your complete seed supplier. We work with other quality seed suppliers to offer you a wide array of Forages, Sweet Corn, Turf Grasses, CRP mixes, and Wildlife plot seed to fit your needs.



Hay & Pasture Mixes



Orchard Grass



Tall Fescue



Timothy



Perennial Ryegrass



Alfalfa



Clover



Festulolium



Summer Annuals



Waterway Mixes



CRP Mixes



Food Plot



PRO HARVEST SEEDS®

ProHarvest Seeds utilizes forage genetics that provide a balance of high quality with excellent tonnage. Our improved grasses and forages are selected from around the world and are chosen for quality, yield, persistence, disease resistance, and maturities that make it easier to manage hayfields and pastures.

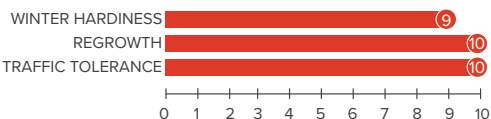
ProHarvest Seeds is an independent seed company focused on providing world class seed to farmers. We offer a full spectrum of products, utilizing the best combination of genetics, traits and treatments to optimize your successful harvest. ProHarvest Seeds, home office in Ashkum Illinois, is one of the fastest growing independent seed companies in the US.

What started as a locally-focused company has now expanded throughout the Midwest. ProHarvest now has over 120 dealers and Regional Owners in 9 states, from Ohio to North Dakota. A sales team of Seed Specialists, combined with Regional Owners has fueled this expansion, while maintaining local and personalized service.

ELDORA II

PROHARVEST
SEEDS

- High resistance to multiple isolates of Aphanomyces Race 2
- Branched rooted, for adaptation to most soil types
- Unmatched new genetics for high yield and forage quality



Agronomic Features

Fall Dormancy*	4.2
Wisconsin Disease Rating	35/35
Grazing Tolerance	EX
Branch Root	Yes

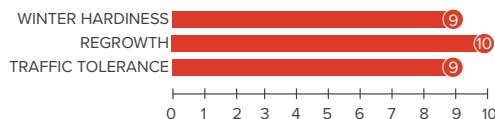


PROVEN
High Yielding

ENTREE RL

PROHARVEST
SEEDS

- Reduced Lignin, High Digestability with excellent yields
- Solid Disease resistance package w/ high leaf-to-stem ratio
- Longer harvest window for long & short term rotations



Agronomic Features

Fall Dormancy*	4.2
Wisconsin Disease Rating	34/35
Grazing Tolerance	G
Branch Root	Yes

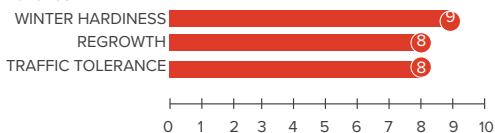


PROVEN
High Digestability

HOPPERNOT

PROHARVEST
SEEDS

- Leafhopper resistant variety
- High quality, low maintenance; higher yield vs. other LH alfalfas



Agronomic Features

Fall Dormancy*	3.8
Wisconsin Disease Rating	34/35
Grazing Tolerance	G
Branch Root	No

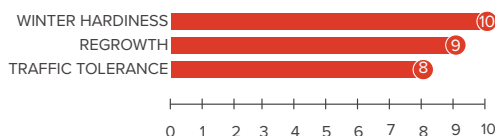


PROVEN
Leafhopper Resistant

L-450RR

penalty
ROUNDUP READY
ALFALFA

- High yielding, very fast recovery
- Roundup Ready® trait; great for problem fields
- Excellent winter hardiness



Agronomic Features

Fall Dormancy*	4.7
Wisconsin Disease Rating	35/35
Grazing Tolerance	G
Branch Root	No



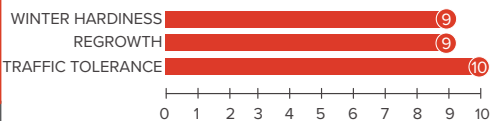
PROVEN
Roundup Ready®



HYBRIFORCE-3420/WET

NEW

- Branch rooted Hybrid Alfalfa
- Excellent disease package with Resistance to Aphanomyces root rot race I & II
- Large root mass offers incredible persistence and



Agronomic Features

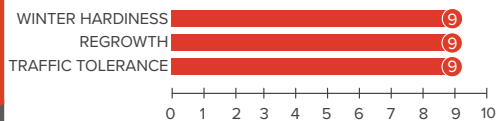
Fall Dormancy*	4
Wisconsin Disease Rating	35/35
Grazing Tolerance	EX
Branch Root	Yes



HYBRIFORCE-4400

NEW

- High Yielding Hybrid Alfalfa
- Increased Harvest Time Flexibility
- Very Dense, High quality stand



Agronomic Features

Fall Dormancy*	4
Wisconsin Disease Rating	34/35
Grazing Tolerance	VG
Branch Root	No



Alfalfa

Recommended Seeding Rates

Alone (Pure Stand)	18-22 lbs/Acre
In a Mix (Grasses)	8-16 lbs/Acre

Alfalfa

Recommended Planting Dates

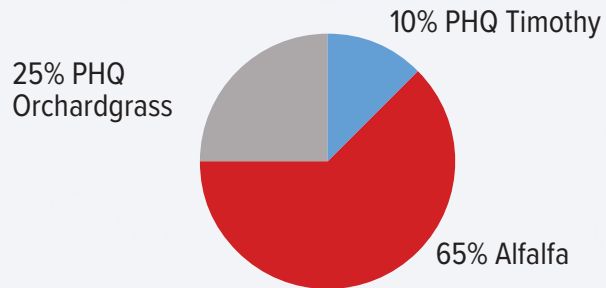
March 20 - May 20
August 15 - September 10





Features:

This ready to seed mix includes Alfalfa, Orchardgrass, and Timothy. The premium varieties in this mix are selected for a superior yielding, high quality dry hay or for haylage production. AlfaCut makes excellent horse and dairy quality hay.



Rate: 25 lbs/Acre



ProHarvest Premium Alfalfa:

- Deep rooted legume with outstanding drought tolerance and yield during the hotter part of the summer.
- The long rotation Alfalfa selected for AlfaCut is a durable, fine stemmed, high yielding variety with great persistence and deep green foliage



PHQ Orchardgrass:

- High yielding, late maturing, great establishment
- Mix of superior varieties used for high quality hay and haylage



PHQ Timothy:

- High tonnage spring crop with great palatability
- Later maturing varieties used to provide for production beyond first cutting and have improved grazing tolerance



4Grass Hay Mix



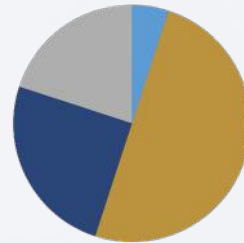
Features:

4Grass Hay mix is an all grass hay mix designed with late maturing grasses reaching peak production in late spring to early summer. This provides growers with high quality and tonnage for hay production. Pair it with ProHarvest Alfalfa for exceptional quality.

20% PHQ
Orchardgrass

25%
Festulolium

5% PHQ Timothy



50% PHQ Tall
Fescue

4Grass is an ideal grass only mixture with high quality and tonnage.

Rate 30-40 lbs/Acre



PHQ Tall Fescue:

- Soft-leaf, late-maturing
- Yields equal to or greater than alfalfa
- High amounts of digestible fiber



Festulolium:

- Cross between fescue and ryegrass
- Palatable, winter hardy, very persistent
- Great for high traffic areas and bare spots in fields



PHQ Orchard Grass:

- High yielding, late maturing, great establishment
- Mix of superior varieties used for high quality hay and haylage



PHQ Timothy:

- High tonnage spring crop with great palatability
- Later maturing varieties used to provide for production beyond first cutting and have improved grazing tolerance

Rate for Pure Stand

Rate in a Mix

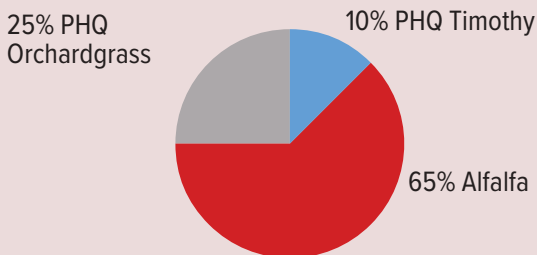
Persistence

Drought Toler

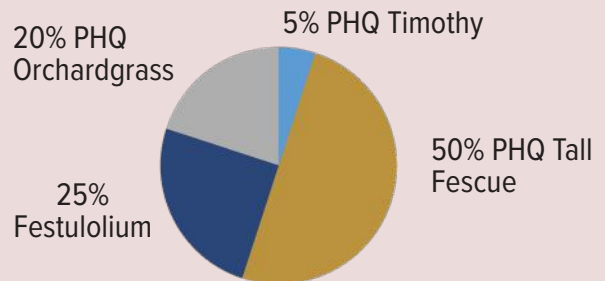
	Rate for Pure Stand	Rate in a Mix	Persistence	Drought Toler
Alfalfa	18-22	8-16	E	E
Red Clover	15-20	5-15	VG	E
Orchard Grass	15-20	4-8	E	VG
Tall Fescue	25-35	8-15	E	E
Timothy	10-15	3-6	G	P
Perennial Ryegrass	30-40	6-12	G	P
Festulolium	25-35	6-12	VG	VG
Smooth Brome	30-40	8-18	E	VG
Italian Ryegrass	35-45	6-12	E	VG
White Clover	2-5	1-4	E	G
Forage Sorghum	10	NA	G	E
Sorghum Sudan Grass	35-50	NA	E	E
Hybrid Sudan Grass	20-35	NA	VG	E
Hybrid Pearl Millet	20-35	NA	G	VG

Hay Mixes

AlfaCut



4Grass



E & FORAGE POSITIONING CHART

Winter Hardiness Palatability Yield Potential Grazing Tolerance Disease Resistance Management Level

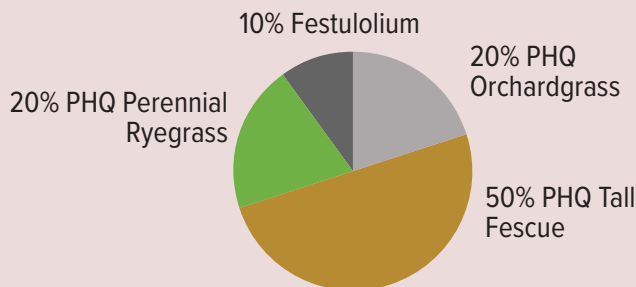
E	E	E	VG	VG	HIGH
E	E	E	E	E	MEDIUM
VG	E	VG	VG	VG	LOW
E	VG	E	E	E	MEDIUM
E	E	G	VG	E	LOW
VG	E	VG	E	VG	LOW
E	E	E	E	E	LOW
VG	E	E	VG	VG	LOW
E	E	E	E	E	LOW
E	E	E	E	E	MEDIUM
NA	VG	E	G	VG	LOW
NA	E	E	E	E	MEDIUM
NA	E	VG	E	VG	MEDIUM
NA	G	G	E	VG	LOW



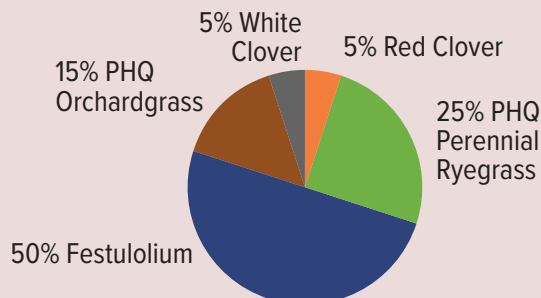
EX = EXCELLENT - VG = VERY GOOD - G = GOOD - F = FAIR - P = POOR

Pasture Mixes

PowerGraz



RapidGraz





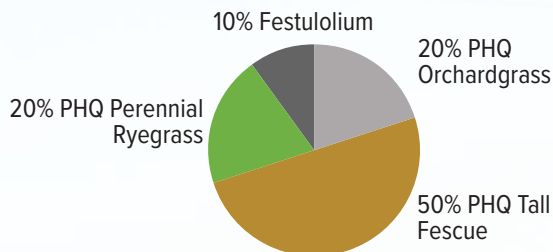
PowerGraz

Pasture Mix



Features:

PowerGraz is ideal for cattle, sheep, goat, llama, alpaca and horse pastures. PowerGraz can also be used for high-moisture cutting and hay production.



Rate 30-40 lbs/Acre



Festulolium:

- Cross between fescue and ryegrass
- Palatable, winter hardy, very persistent
- Great for high traffic areas and bare spots in fields



PHQ Tall Fescue:

- Soft-leaf, late-maturing
- Yields equal to or greater than alfalfa
- High amounts of digestible fiber



PHQ Orchard Grass:

- High yielding, late maturing, great establishment
- Mix of superior varieties used for high quality hay and haylage



PHQ Perennial Ryegrass:

- Most widely used cool season grass in the world.
- High in energy, good tonnage, very hardy varieties



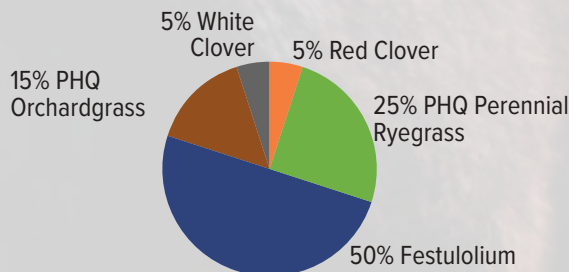
RapidGraz

Pasture Mix



Features:

This mix is a combination of Festulolium, Orchardgrass, Perennial Ryegrass, Red Clover, and White Clover. RapidGraz is a five ingredient blend designed for a fast, easy start. This is a short term 3 to 4 year pasture



RapidGraz is great choice for thickening existing pastures.

Rate: 30-40 lbs/Acre



Festulolium:

- Cross between fescue and ryegrass
- Palatable, winter hardy, very persistent
- Great for high traffic areas and bare spots in fields



PHQ Orchardgrass:

- High yielding, late maturing, great establishment
- Mix of superior varieties used for high quality hay and haylage



PHQ Perennial Ryegrass:

- Most widely used cool season grass in the world.
- High in energy, good tonnage, very hardy varieties



Clovers:

- Fix nitrogen and reduce your fertilizer costs
- New and improved varieties for more yield and improved persistence

Blaze Red Clover

- High yielding with excellent resistance
- Suitable for hay, grazing, cover crops and pollinators
- Improved disease resistance



Stamina White Clover

- Intermediate type selected for high forage yield and persistence under extreme grazing pressure
- Excellent persistence
- Aggressive growth pattern and stolon density



Red and White Clover Blend

- Mix of Blaze Red Clover and Stamina White Clover
- Adds diversity to your pasture, improving forage quality in pure grass stands
- Excellent for frost seeding





Summer Annuals

SP3905 BD BMR Forage Sorghum

- Brown mid-rib for improved digestibility, brachytic dwarf for decreased lodging
- Harvest in 85-95 days after emergence
- Excellent for silage
- Double crop silage option

SP4105 BMR Sorghum-Sudan Grass

- Photoperiod sensitive (headless) and BMR
- Dual purpose: silage or hay
- Extended harvest window
- Best for hay, haylage, and greenchop

Sordan 79 Sorghum-Sudan Grass

- Dependable summer forage
- Best for hay, haylage, and greenchop
- Good leaf-to-stem ratio
- Can be grazed also

SP7106 BMR Sudan Grass

- Photoperiod Sensitive - (Headless)
- Extended Harvest Window
- Best for Hay, Haylage & Grazing
- Tolerates High Cutting Frequencies

Millex 32 Pearl Millet

- 40-50 day first cut; 30 days for additional cutting
- No prussic acid concerns
- Improved leaf count and good yields
- Great for chopping, balage, grazing and superior dry baling
- Will not outyield sorghum products

Teff Grass

- 35-45 day first cut; 30 days for additional cuttings
- Excellent emergency crop
- Very fine stemmed; great for haylage and dry hay
- Can be used in existing hayfields to add 1.5 to 3 tons in one crop
- Extremely small seeds; establishment can be tricky

FORAGE³⁶⁵

Variety	BMR	Usage	Days To Maturity	Nutritive Value	Drought Tolerance	Lodging Resistance	Regrowth
SP3905 BD BMR	Yes	Silage	85-95	1	2	2	7
SP4105 BMR	Yes	Silage, Haylage, Grazing	PS*	1	3	4	2
Sordan 79	No	Silage, Haylage, Grazing	50-65	2	3	4	2
SP7106 BMR	Yes	Silage, Haylage, Grazing	PS*	1	3	3	1
Millex 32	No	Silage, Haylage, Grazing	50-62	3	1	3	3
Teff Grass	No	Haylage, Hay	35-45	3	3	6	2

Numerical Rating 1 to 9 (1 = Excellent, 5 = Average, 8 = Poor)

* Photoperiod Sensitive (Headless)

	Bag Size	Seeding Rate	Comments
Alfalfa			
◆ Eldora II CT Alfalfa*	50 lb.	18-22	HR to Aphanomyces Race 2, high yield, branch rooted
◆ Entree RL CT Alfalfa*	50 lb.	18-22	Reduced lignin, high digestibility, longer harvest time
◆ L-450RR CT Alfalfa*	50 lb.	18-22	Round-Up tolerant, great for problem field, good yield
◆ HopperNot CT Alfalfa*	50 lb.	18-22	Leaf hopper resistance, fits medium to long rotations
◆ HybriForce 4400 UCT Alfalfa*	50 lb.	18-22	High Yielding hybrid, harvest flexibility, high quality
◆ HybriForce 3420 Wet UCT*	50 lb.	18-22	Branch rooted hybrid alfalfa, high traffic tolerance
◆ 2200 UCT Alfalfa	50 lb.	18-22	Economical blend, Uncoated
Key CT-Coated Seed, UCT-Uncoated Seed			
Clover			
◆ Blaze Red Clover CT*	50 lb.	15-20	High-yielding, excellent persistence, hay & grazing
◆ Medium Red Clover UCT	50 lb.	15-20	Short lived red clover
◆ Ever Graze White Clover CT*	50 lb.	2-5	Ladino, excellent heat tolerance, grazing persistence
◆ Stamina White Clover CT	50 lb.	2-5	Intermediate with aggressive growth & large leaves, persistent
◆ Frosty Berseem	50 lb.	15-20	Late maturing, multi-cut annual clover, high nitrogen fixation
◆ Alsike Clover	50 lb.	6-8	Good for wet pastures
◆ Yellow Blossom Sweet Clover	50 lb.	15-25	Good for soil building
◆ Mammoth Red Clover	50 lb.	15-20	Good for soil building
◆ Red & White Clover Mix	25 lb.	6-10	70% Freedom Red, 30% EverGraze White
Orchard Grass			
◆ PHQ Orchard Grass*	50 lb.	5-20	Late maturing, high quality, leafy, disease resistant
Tall Fescue			
◆ PHQ Tall Fescue*	50 lb.	25-35	A blend of soft leaf, palatable fescues, hay & graze
Timothy			
◆ PHQ Timothy*	50 lb.	10-15	Late maturing, high yielding, hay & graze type
Perennial Ryegrass			
◆ BG-24T Per Ryegrass*	50 lb.	30-40	Excels in quality, palatability, tetra & di-ploid blend
Festulolium			
◆ Hostyn Festulolium*	50 lb.	25-35	Medium-maturing, ryegrass type, excellent yield
◆ Fojitan Festulolium*	50 lb.	25-35	Med-late maturity, tall fescue type, high feed value
Other			
◆ Green Spirit Italian Ryegrass*	50 lb.	35-45	Italian Rye blend, high yields, great overall performance
◆ Centurion Annual Ryegrass	50 lb.	35-45	High feed value, outstanding winter-hardiness
◆ Smooth Brome	50 lb.	30-40	Dependable, best for waterway seeding
◆ Palaton Reed Canary grass	50 lb.	12-18	Very wet & drought tolerant, low alkaloid
◆ Waterway Mix	25 lb.	35-50	65%TF, 15%T, 15%PRG, 5%ARG
◆ Birdsfoot Trefoil	50 lb.	6-8	Late maturing legume, works well on low ph & wet soils
◆ Chicory	50 lb.	2-5	Deep tap root, breaks up hard pans, high value feed
◆ Available on a per pound basis, may be subject to split-bag charge			January 16, 2023
◆ Special Order Item No Returns or Cancellations and may incur additional shipping charges			
14 PROHARVESTSEEDS.COM			

	Bag Size	Seeding Rate	Seed Alone or with a Legume
Hay & Pasture Mixes			
AlfaCut Hay Mix*	25 lb.	25	65% ALF, 25% OG, 10% T
4Grass Hay Mix*	25 lb.	25-40	50% TF, 25% FTM, 20% OG, 5% T
RapidGraz Pasture Mix*	25 lb.	25-40	50% FTM, 25% PRG, 15% OG, 5% WC, 5% RC
PowerGraz Pasture Mix*	25 lb.	25-40	50% TF, 20% PRG, 20% OG, 10% FTM

ALF-Alfalfa, PRG-Perennial Rye Grass, OG-Orchard Grass, TF-Tall Fescue, IRG Italian RyeGrass

T-Timothy, RC-Red Clover, WC-White Clover, FTM-Festulolium

Summer Annuals			
SP3905 BD/BMR Forage Sorgh.	50 lb.	10	Brachyatic dwarf, BMR, Safened, Excellent silage
Sordan 79 Sorghum X Sudan	50 lb.	40-50	Conv., Good Leaf-to-Stem ratio, Hay, haylage, or chop
SP4105 BMR Sorghum x Sudan	50 lb.	40-50	BMR, PS (headless) longer harvest window-multicut
SP7106 BMR Sudangrass	50 lb.	20-30	BMR, PS (headless) Hay, Haylage, Grazing-multicut
Millex 32 Pearl Millet	50 lb.	20-30	Forage type pearl millet, graze or hay, no prussic acid threat
Teff Grass	50 lb.	6-12	Forage type, great tonnage and quality combination

Cover Crops			
AwakeN Blend	50 lb.	30-50	8 way mix of Cover Crop seeds
Bonus Blend	50 lb.	30-40	70% Winter Rye, 20 % Fall Barley, 5% Radishes, 5% Rape
Land & Livestock	50 lb.	40-50	92% Winter Rye, 8% Radish
Quick Cover Blend	50 lb.	25-35	85% Oats, 15% Cover Crop Radish
N-Fix Blend	50 lb.	11-17	20% Radish, 50% Crimson Clover, 30% Fixation Clover
Secure Blend	50 lb.	15-18	80% Annual RyeGrass, 20% Cover Crop Radish
reCLAIM Radishes	50 lb.	6-10	Deep tuber & taproot, excellent nutrient retention
Centurion Annual Ryegrass	50 lb.	12-15	A winter hardy variety with good roots
reSTORE Winter Rye (Cereal)	56 lb.	45-84	Premium Cleaned Seed, higher purity
Winter Rye (Cereal)	56 lb.	45-84	Cover crop & spring grazing
Triticale	48 lb.	45-84	Cross of wheat & rye for forage and cover crop
Barley (Winter)	48 lb.	50-75	Excellent for forage & grain
Hairy Vetch (Inoc)	50 lb.	15-20	Good top growth, high nitrogen fixation
Buckwheat	50 lb.	30	Good for cover crops or as a green manure
Fixation Balansa Clover	50 lb.	6-10	Annual legume, manage like Crimson
Crimson Clover	50 lb.	15-20	Annual clover, good for cover crop, organic matter

Brassicas			
Barkant Turnips	25 lb.	4-5	High leaf & tankard bulb shaped variety
Purple Top Turnips	50 lb.	4-5	Excellent for grazing, high protein
Dwarf Essex Rapeseed	50 lb.	4-5	Turnip like top with no bulb, multiple grazing ability
Winfred Forage Brassica	55 lb.	4-5	Turnip like top with no bulb, lives until -5 degrees F
Brassica Mix	50 lb.	5-10	50% Radish, 25% Turnip, 25% Rape

Miscellaneous			
Winter Peas	50 lb.	50-70	Forage & Cover Crop Peas
Cowpeas	50 lb.	50-70	Drought tolerant, good source of N
Spring Oats	48 lb.	50-70	Shelby 427, Reins
Oats & Peas	50 lb.	100	Early spring growth, good hay and grazing

Increase Cover Crop seeding rates by 25% for Aerial or Broadcast Seeding

1/15/23

Increase seeding rates of Cover Crops by 50% if Grazing

PROHARVESTSEEDS.COM

PROHARVEST SEEDS®

2737N 700E Rd, Ashkum, IL 60911



PROHARVEST
SEEDS®

PROHARVESTSEEDS.COM

866.807.7015



Revised 1.2023