

## PLACEMENT/MANAGEMENT

- High yield level for maturity
- Nice flex ears with good test weight
- Very fast drydown
- Works well with more average populations

### GENERAL CHARACTERISTICS

GDD Pollination	1335
GDD Black Layer	2670
Pollination for maturity	Average
Plant Height	Medium
Leaf Type	Semi-Upright
Ear Height	Medium
Ear Type	Semi-Flex
Kernel Rows	16-18
Cob Color	Red
Test Weight	Very Good
Husk Coverage	Very Good
Covercrop Companion	Very Good

### AGRONOMIC FEATURES

Emergence	Excellent
Seedling Vigor	Very Good
Stay Green	Good
Dry Down	Excellent
Delayed Harvest	Good
Response to Fungicide	Very Good
Corn after Corn	Good
Silage	Very Good
Stress Tolerance	Good

### SOIL PLACEMENT

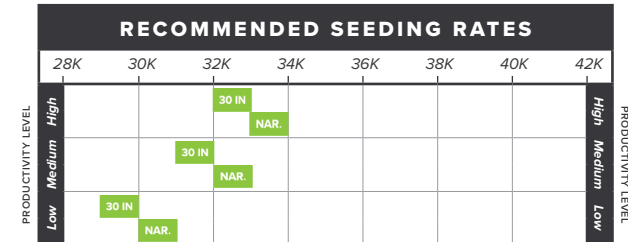
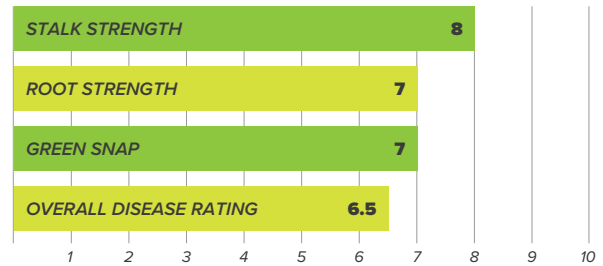
- HR** **Light Soils:** Low O.M., Low CEC, Low water holding capacity.
- HR** **Medium Soils:** O.M. 1.5-3.5%, CEC 11-20, Good productivity, well drained silt loams.
- HR** **Heavy Soils:** High O.M. >3.5%, CEC >20, Well drained highly productive with deep top soil
- R** **Poorly Drained Soils:** Soils that tend to remain saturated for extended periods of time.

### AREA OF ADAPTATION

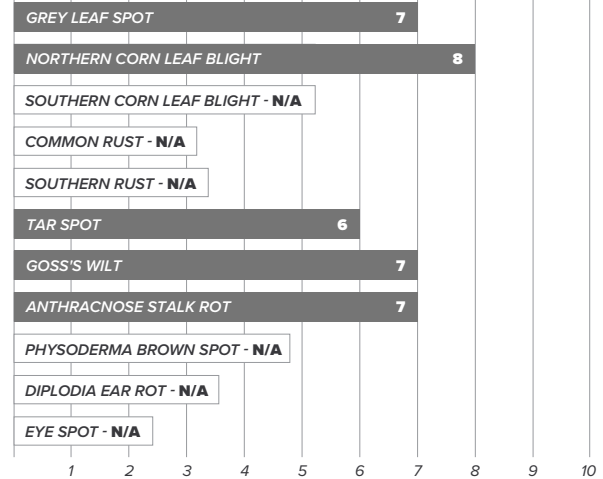
- HR** **Western:** West of Mississippi River
- HR** **Central:** I-35 to I-65
- HR** **Eastern:** East of Mississippi River
- HR** Moves South well for an early season hybrid
- HR** Moves North well for a full season hybrid

### NITROGEN APPLICATION

Rotation - Timing	100% Preplant	Pre/Sidedress	Starter/Sidedress
Corn/Soybean	<b>R</b>	<b>HR</b>	<b>HR</b>
Corn/Corn	<b>NR</b>	<b>HR</b>	<b>HR</b>
Corn/Cover	<b>NR</b>	<b>HR</b>	<b>HR</b>



### DISEASE RATINGS



NOTES

