

PRO HARVEST
SEEDS®

FORAGE 365™
GUIDE





PROHARVEST SEEDS®

ProHarvest Seeds utilizes forage genetics that provide a balance of high quality with excellent tonnage. Our improved grasses and forages are selected from around the world and are chosen for quality, yield, persistence, disease resistance, and maturities that make it easier to manage hayfields and pastures.

ProHarvest Seeds is an independent seed company focused on providing world class seed to farmers. We offer a full spectrum of products, utilizing the best combination of genetics, traits and treatments to optimize your successful harvest. ProHarvest Seeds, home office in Ashkum Illinois, is one of the fastest growing independent seed companies in the US.

What started as a locally-focused company has now expanded throughout the Midwest. ProHarvest now has over 120 dealers and Regional Owners in 9 states, from Ohio to North Dakota. A sales team of Seed Specialists, combined with Regional Owners has fueled this expansion, while maintaining local and personalized service.



866.807.7015 | proharvestseeds.com

ProHarvest Seeds provides top quality options.

At ProHarvest Seeds we pride ourselves on being your complete seed supplier. We work with other quality seed suppliers to offer you a wide array of Forages, Sweet Corn, Turf Grasses, CRP mixes, and Wildlife plot seed to fit your needs.



Hay & Pasture Mixes



Orchard Grass



Tall Fescue



Timothy



Perennial Ryegrass



Alfalfa



Clover



Festulolium



Summer Annuals



Waterway Mixes



CRP Mixes



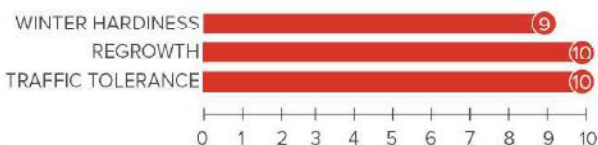
Food Plot

ELDORA III

PROHARVEST
SEEDS

PROVEN

- Exceptionally high forage yield potential
- Outstanding forage quality attributes
- Branch root with deep set crowns



Agronomic Features

Fall Dormancy*	4.0
Wisconsin Disease Rating	38/40
Grazing Tolerance	EX
Branch Root	Yes



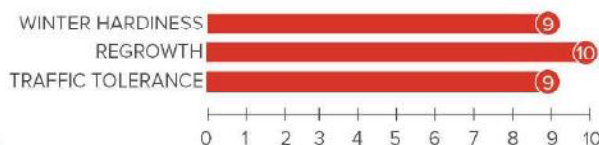
High Yielding

ENTREE RL

PROHARVEST
SEEDS

PROVEN

- Reduced Lignin, High Digestability with excellent yields
- Solid Disease resistance package w/ high leaf-to-stem ratio
- Longer harvest window for long & short term rotations



Agronomic Features

Fall Dormancy*	4.2
Wisconsin Disease Rating	34/35
Grazing Tolerance	G
Branch Root	Yes




High Digestability

HOPPERNOT

PROHARVEST
SEEDS

PROVEN

- Leafhopper resistant variety
- High quality, low maintenance; higher yield vs. other LH alfalfas



Agronomic Features

Fall Dormancy*	3.8
Wisconsin Disease Rating	34/35
Grazing Tolerance	G
Branch Root	No



Leafhopper Resistant

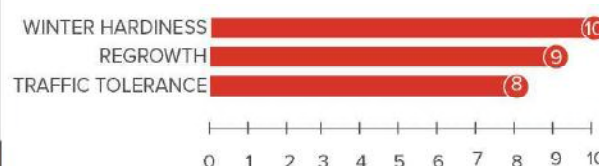
L-442RR

Roundup
Ready
ALFALFA

LEGACY Seeds

PROVEN

- High yielding, very fast recovery
- Roundup Ready trait; great for problem fields
- Excellent winter hardiness with solid disease package



Agronomic Features

Fall Dormancy*	4.4
Wisconsin Disease Rating	35/35
Grazing Tolerance	G
Branch Root	No



Roundup Ready®



PROVEN

Hybrid Alfalfa

HYBRIFORCE-4420/WET

Alforex
Seeds
BY DLF

- Branch rooted hybrid alfalfa
- Excellent disease package with resistance to aphanomyces root rot race I & II
- Large root mass offers incredible persistence and traffic tolerance

WINTER HARDINESS

REGROWTH

TRAFFIC TOLERANCE

9

9

10

0

1

2

3

4

5

6

7


8


9

10

Agronomic Features

Fall Dormancy*	4
Wisconsin Disease Rating	35/35
Grazing Tolerance	EX
Branch Root	Yes





PROVEN

Hybrid Alfalfa

HYBRIFORCE-4400

Alforex
Seeds
BY DLF

- High yielding hybrid alfalfa
- Increased harvest time flexibility
- Very dense, high quality stand

WINTER HARDINESS

REGROWTH

TRAFFIC TOLERANCE

9

9

9

0

1

2

3

4

5

6

7


8


9

10

Agronomic Features

Fall Dormancy*	4
Wisconsin Disease Rating	34/35
Grazing Tolerance	VG
Branch Root	No





Alfalfa

Recommended Seeding Rates

Alone (Pure Stand)	18-22 lbs/Acre
In a Mix (Grasses)	8-16 lbs/Acre

Alfalfa

Recommended Planting Dates

March 20 - May 20
August 15 - September 10

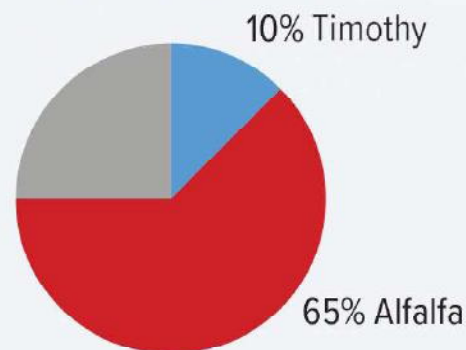




Features:

This ready to seed mix includes Alfalfa, Orchardgrass, and Timothy. The premium varieties in this mix are selected for a superior yielding, high quality dry hay or for haylage production. AlfaCut makes excellent horse and dairy quality hay.

25%
Orchardgrass



Rate: 25 lbs/Acre



ProHarvest Premium Alfalfa:

- Deep rooted legume with outstanding drought tolerance and yield during the hotter part of summer.
- The long rotation Alfalfa selected for AlfaCut is durable, fine stemmed, high yielding variety with great persistence and deep green foliage.



PHQ Orchardgrass:

- High yielding, late maturing, great establishment
- Mix of superior varieties used for high quality hay and haylage



PHQ Timothy:

- High tonnage spring crop with great palatability
- Later maturing varieties used to provide for production beyond first cutting and have improved grazing tolerance.

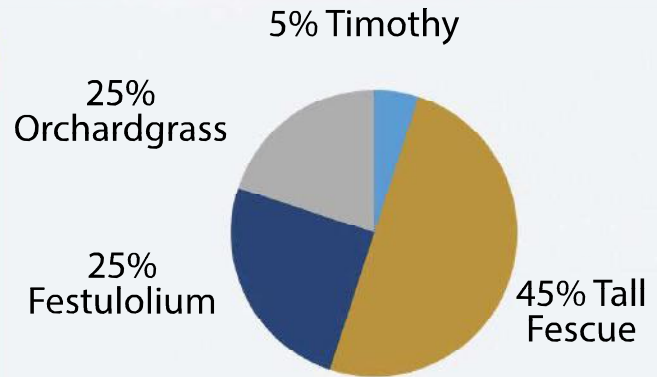


4Grass Hay Mix



Features:

4Grass Hay mix is an all grass hay mix designed with late maturing grasses reaching peak production in late spring to early summer. This provides growers with high quality and tonnage for hay production. Pair it with ProHarvest Alfalfa for exceptional quality.



4Grass is an ideal grass only mixture with high quality and tonnage.

Rate 30-40 lbs/Acre



PHQ Tall Fescue:

- Soft-leaf, late-maturing
- Yields equal to or greater than alfalfa
- High amounts of digestible fiber



Festulolium:

- Cross between fescue and ryegrass
- Palatable, winter hardy, very persistent
- Great for high traffic areas and bare spots in fields



PHQ Orchard Grass:

- High yielding, late maturing, great establishment
- Mix of superior varieties used for high quality hay and haylage



PHQ Timothy:

- High tonnage crop with great palatability
- Later maturing varieties used to provide for production beyond first cutting and have improved grazing tolerance

Rate for Pure Stand

Rate in a Mix

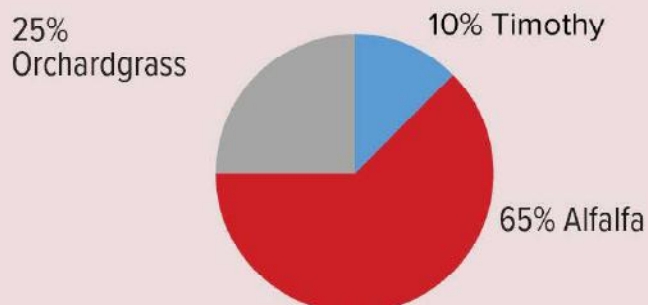
Persistence

Drought Toler

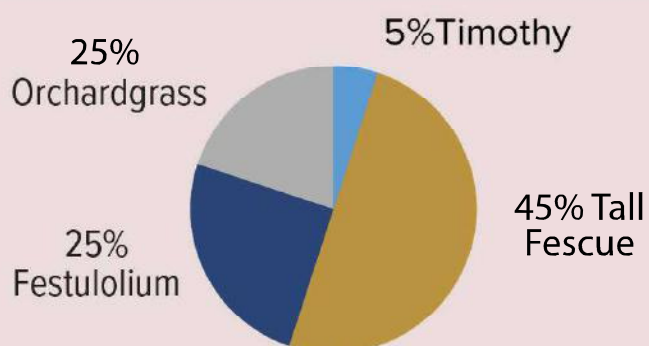
Alfalfa	18-22	8-16	E	E
Red Clover	15-20	5-15	VG	E
Orchard Grass	15-20	4-8	E	VG
Tall Fescue	25-35	8-15	E	E
Timothy	10-15	3-6	G	P
Perennial Ryegrass	30-40	6-12	G	P
Festulolium	25-35	6-12	VG	VG
Smooth Brome	30-40	8-18	E	VG
Italian Ryegrass	35-45	6-12	E	VG
White Clover	2-5	1-4	E	G
Forage Sorghum	10	NA	G	E
Sorghum Sudan Grass	35-50	NA	E	E
Hybrid Sudan Grass	20-35	NA	VG	E
Hybrid Pearl Millet	20-35	NA	G	VG

Hay Mixes

AlfaCut



4Grass



E & FORAGE POSITIONING CHART

Performance Winter Hardiness Palatability Yield Potential Grazing Tolerance Disease Resistance Management Level

E	E	E	VG	VG	HIGH
E	E	E	E	E	MEDIUM
VG	E	VG	VG	VG	LOW
E	VG	E	E	E	MEDIUM
E	E	G	VG	E	LOW
VG	E	VG	E	VG	LOW
E	E	E	E	E	LOW
VG	E	E	VG	VG	LOW
E	E	E	E	E	LOW
E	E	E	E	E	MEDIUM
NA	VG	E	G	VG	LOW
NA	E	E	E	E	MEDIUM
NA	E	VG	E	VG	MEDIUM
NA	G	G	E	VG	LOW



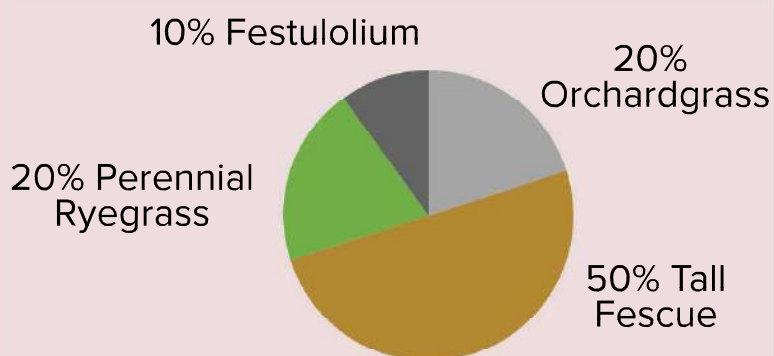
Contact us to
develop your
Forage 365 Strategy



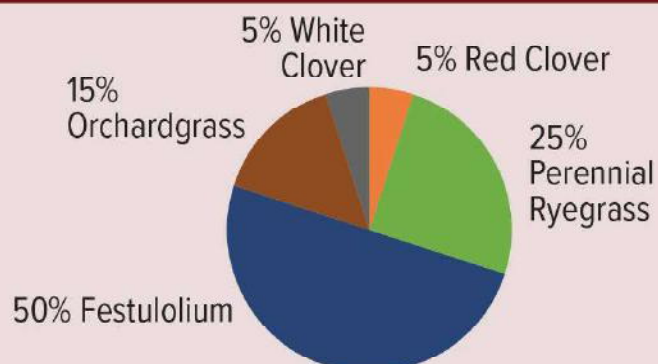
EX = EXCELLENT - VG = VERY GOOD - G = GOOD - F = FAIR - P = POOR

Pasture Mixes

PowerGraz



RapidGraz





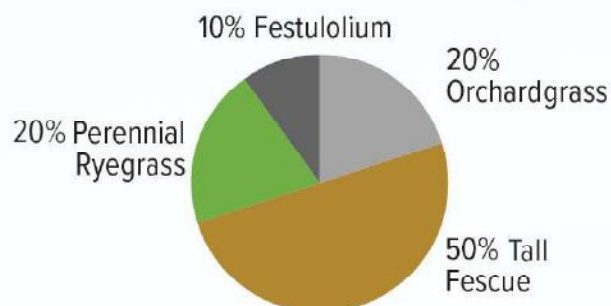
PowerGraz

Pasture Mix



Features:

PowerGraz is ideal for cattle, sheep, goat, llama, alpaca and horse pastures. PowerGraz can also be used for high-moisture cutting and hay production.



Rate 30-40 lbs/Acre



Festulolium:

- Cross between fescue and ryegrass
- Palatable, winter hardy, very persistent
- Great for high traffic areas and bare spots in fields



PHQ Tall Fescue:

- Soft-leaf, late-maturing
- Yields equal to or greater than alfalfa
- High amounts of digestible fiber



PHQ Orchard Grass:

- High yielding, late maturing, great establishment
- Mix of superior varieties used for high quality hay and haylage



PHQ Perennial Ryegrass:

- Most widely used cool season grass in the world.
- High in energy, good tonnage, very hardy varieties



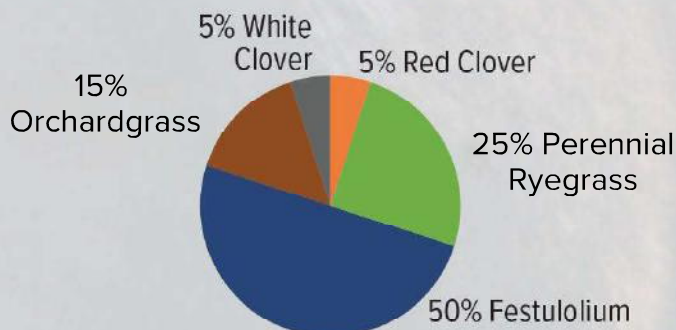
RapidGraz

Pasture Mix



Features:

This mix is a combination of Festulolium, Orchardgrass, Perennial Ryegrass, Red Clover, and White Clover. RapidGraz is a five ingredient blend designed for a fast, easy start. This is a short term 3 to 4 year pasture



RapidGraz is great choice for thickening existing pastures.

Rate: 30-40 lbs/Acre



Festulolium:

- Cross between fescue and ryegrass
- Palatable, winter hardy, very persistent
- Great for high traffic areas and bare spots in fields



PHQ Orchardgrass:

- High yielding, late maturing, great establishment
- Mix of superior varieties used for high quality hay and haylage



PHQ Perennial Ryegrass:

- Most widely used cool season grass in the world.
- High in energy, good tonnage, very hardy varieties



Clovers:

- Fix nitrogen and reduce your fertilizer costs
- New and improved varieties for more yield and improved persistence

Blaze Red Clover

- High yielding with excellent resistance
- Suitable for hay, grazing, cover crops and pollinators
- Improved disease resistance



Stamina White Clover

- Intermediate type selected for high forage yield and persistence under extreme grazing pressure
- Excellent persistence
- Aggressive growth pattern and stolon density



Red and White Clover Blend

- Mix of Blaze Red Clover and Stamina White Clover
- Adds diversity to your pasture, improving forage quality in pure grass stands
- Excellent for frost seeding





Summer Annuals

SP2606 BMR Forage Sorghum

- Brown mid-rib for improved digestibility
- Harvest in 85-95 days after emergence
- Excellent for silage
- Double crop silage option

SP4105 BMR Sorghum-Sudan Grass

- Photoperiod sensitive (headless) and BMR
- Dual purpose; silage or hay
- Extended harvest window
- Best for hay, haylage, and greenchop

Sordan HL Sorghum-Sudan Grass

- Photoperiod Sensitive (headless)
- Dependable summer forage
- Best for hay, haylage, and grazing
- Good leaf-to-stem ratio
- Can be grazed, also

SP7106 BMR Sudan Grass

- Photoperiod sensitive (headless) and BMR
- Extended harvest window
- Best for hay, haylage, and grazing
- Tolerates high cutting frequencies

Millex 32 Pearl Millet

- 40-50 day first cut; 30 days for additional cutting
- No prussic acid concerns
- Improved leaf count and good yields
- Great for chopping, balage, grazing, and superior dry bailing
- Will not outyield sorghum products

Teff Grass

- 35-45 day first cut; 30 days for additional cutting
- Excellent emergency crop
- Very fine stemmed; great for haylage and dry hay
- Can be used in existing hayfields to add 1.5-3 ton in one crop
- Extremely small seeds, establishment can be tricky

FORAGE

Variety	BMR	Usage	Days To Maturity	Nutritive Value	Drought Tolerance	Lodging Resistance	Regrowth
SP2606 BMR	Yes	Silage	85-95	1	2	2	7
SP4105 BMR	Yes	Silage, Haylage, Grazing	PS*	1	3	4	2
Sordan HL	No	Silage, Haylage, Grazing	PS*	2	3	4	2
SP7106 BMR	Yes	Silage, Haylage, Grazing	PS*	1	3	3	1
Millex 32	No	Silage, Haylage, Grazing	50-62	3	1	3	3
Teff Grass	No	Haylage, Hay	35-45	3	3	6	2

Numerical Rating 1 to 9 (1 = Excellent, 5 = Average, 8 = Poor)

* Photoperiod Sensitive (Headless)

	Bag Size	Seeding Rate	Comments
Alfalfa			
◆ Eldora III CT Alfalfa*	50 lb.	18-22	Branch Root, Exceptional Yield, Exc Disease Rating
◆ Entree RL CT Alfalfa*	50 lb.	18-22	Reduced lignin, high digestibility, longer harvest time
◆ L-442RR CT Alfalfa*	50 lb.	18-22	Round-Up tolerant, great for problem field, good yield
HopperNot Max CT Alfalfa*	50 lb.	18-22	Leaf hopper resistance, fits medium to long rotations
HybriForce 4400 UCT Alfalfa*	50 lb.	18-22	High Yielding hybrid, harvest flexibility, high quality
HybriForce 4420 Wet UCT*	50 lb.	18-22	Branch rooted hybrid alfalfa, high traffic tolerance
◆ 2200 UCT Alfalfa	50 lb.	18-22	Economical blend, Uncoated
Key CT-Coated Seed, UCT-Uncoated Seed			
Clover			
◆ Blaze Red Clover CT*	50 lb.	15-20	High-yielding, excellent persistence, hay & grazing
◆ Medium Red Clover UCT	50 lb.	15-20	Short lived red clover
◆ Ever Graze White Clover CT*	50 lb.	2-5	Ladino, excellent heat tolerance, grazing persistence
◆ Stamina White Clover CT*	50 lb.	2-5	Intermediate with aggressive growth & large leaves, persistent
◆ Frosty Berseem	50 lb.	15-20	Late maturing, multi-cut annual clover, high nitrogen fixation
◆ Alsike Clover	50 lb.	6-8	Good for wet pastures
◆ Yellow Blossom Sweet Clover	50 lb.	15-25	Good for soil building
Mammoth Red Clover	50 lb.	15-20	Good for soil building
Red & White Clover Mix	25 lb.	6-10	70% Blaze Red, 30% Stamina White
Orchard Grass			
◆ PHQ Orchard Grass*	25 lb.	5-20	Late maturing, high quality, leafy, disease resistant
Tall Fescue			
◆ PHQ Tall Fescue*	25 lb.	25-35	A blend of soft leaf, palatable fescues, hay & graze
Timothy			
◆ PHQ Timothy*	50 lb.	10-15	Late maturing, high yielding, hay & graze type
Perennial Ryegrass			
◆ PHQ Per Ryegrass*	50 lb.	30-40	Excels in quality, palatability, tetra & di-ploid blend
Festulolium			
◆ Hostyn Festulolium*	50 lb.	25-35	Medium-maturing, ryegrass type, excellent yield
◆ Fojitan Festulolium*	50 lb.	25-35	Med-late maturity, tall fescue type, high feed value
Other			
◆ Green Spirit Italian Ryegrass*	50 lb.	35-45	Italian Rye blend, high yields, great overall performance
◆ Centurion Annual Ryegrass	50 lb.	35-45	High feed value, outstanding winter-hardiness
◆ Smooth Brome	50 lb.	30-40	Dependable, best for waterway seeding
◆ Palaton Reed Canary grass	50 lb.	12-18	Very wet & drought tolerant, low alkaloid
Waterway Mix	25 lb.	35-50	65%TF, 15%T, 15%PRG, 5%ARG
◆ Birdsfoot Trefoil	50 lb.	6-8	Late maturing legume, works well on low ph & wet soils
◆ Chicory	50 lb.	2-5	Deep tap root, breaks up hard pans, high value feed
◆ Available on a per pound basis, may be subject to split-bag charge			January 15, 2025
◆ Special Order Item No Returns or Cancellations and may incur additional shipping charges			

	Bag Size	Seeding Rate	Seed Alone or with a Legume
Hay & Pasture Mixes			
AlfaCut Hay Mix*	25 lb.	25	65% ALF, 25% OG, 10% T
4Grass Hay Mix*	25 lb.	30-40	45% TF, 25% FTM, 25% OG, 5% T
RapidGraz Pasture Mix*	25 lb.	30-40	50% FTM, 25% PRG, 15% OG, 5% WC, 5% RC
PowerGraz Pasture Mix*	25 lb.	30-40	50% TF, 20% PRG, 20% OG, 10% FTM
<i>ALF-Alfalfa, PRG-Perennial Rye Grass, OG-Orchard Grass, TF-Tall Fescue, IRG Italian RyeGrass</i>			
<i>T-Timothy, RC-Red Clover, WC-White Clover, FTM-Festulolium</i>			

Summer Annuals			
♦ SP2606 BMR Forage Sorgh.	50 lb.	10	BMR, Safened, Excellent silage
Sordan HL Sorghum X Sudan	50 lb.	25-50	Conv., PS (headless) Hay, haylage, or chop
SP4105 BMR Sorghum x Sudan	50 lb.	25-50	BMR, PS (headless) longer harvest window-multicut
SP7106 BMR Sudangrass	50 lb.	20-30	BMR, PS (headless) Hay, Haylage, Grazing-multicut
Millex 32 Pearl Millet	50 lb.	20-30	Forage type pearl millet, graze or hay, no prussic acid threat
♦ Teff Grass, Moxie	50 lb.	6-12	Forage type, great tonnage and quality combination

Cover Crops			
♦ AwakeN Blend	50 lb.	30-50	8 way mix of Cover Crop seeds
Bonus Blend	50 lb.	30-40	70% Winter Rye, 20 % Fall Barley, 5% Radishes, 5% Rape
Land & Livestock	50 lb.	40-50	92% Winter Rye, 8% Radish
Quick Cover Blend	50 lb.	25-35	85% Oats, 15% Cover Crop Radish
♦ N-Fix Blend	50 lb.	11-17	20% Radish, 50% Crimson Clover, 30% Balansa Clover
Secure Blend	50 lb.	15-18	80% Annual RyeGrass, 20% Cover Crop Radish
reCLAIM Radishes	50 lb.	6-10	Deep tuber & taproot, excellent nutrient retention
Centurion Annual Ryegrass	50 lb.	12-15	A winter hardy variety with good roots
reSTORE Winter Rye (Cereal)	56 lb.	45-84	Premium Cleaned Seed, higher purity
Winter Rye (Cereal)	56 lb.	45-84	Cover crop & spring grazing
♦ Triticale	48 lb.	45-84	Cross of wheat & rye for forage and cover crop
♦ Barley	48 lb.	50-75	Excellent for forage & grain
♦ Hairy Vetch (Inoc)	50 lb.	15-20	Good top growth, high nitrogen fixation
♦ Buckwheat	50 lb.	30	Good for cover crops or as a green manure
♦ Balansa Clover	50 lb.	6-10	Annual legume, manage like Crimson
♦ Crimson Clover	50 lb.	15-20	Annual clover, good for cover crop, organic matter

Brassicas			
♦ Barkant Turnips	25 lb.	4-5	High leaf & tankard bulb shaped variety
♦ Purple Top Turnips	50 lb.	4-5	Excellent for grazing, high protein
♦ Dwarf Essex Rapeseed	50 lb.	4-5	Turnip like top with no bulb, multiple grazing ability
♦ Winfred Forage Brassica	55 lb.	4-5	Turnip like top with no bulb, lives until -5 degrees F
Brassica Mix	50 lb.	5-10	50% Radish, 25% Turnip, 25% Rape
Miscellaneous			
♦ Winter Peas	50 lb.	50-70	Forage & Cover Crop Peas
♦ Cowpeas	50 lb.	50-70	Drought tolerant, good source of N
Spring Oats	48 lb.	50-70	Shelby 427, Reins
♦ Oats & Peas	50 lb.	100	Early spring growth, good hay and grazing

All prices subject to change without notice

Increase Cover Crop seeding rates by 25% for Aerial or Broadcast Seeding

Increase seeding rates of Cover Crops by 50% if Grazing

Effective

January 15, 2025



2737 N 700 E Road
Ashkum, IL 60911

www.proharvestseeds.com | 866.807.7015



FORAGE³⁶⁵™